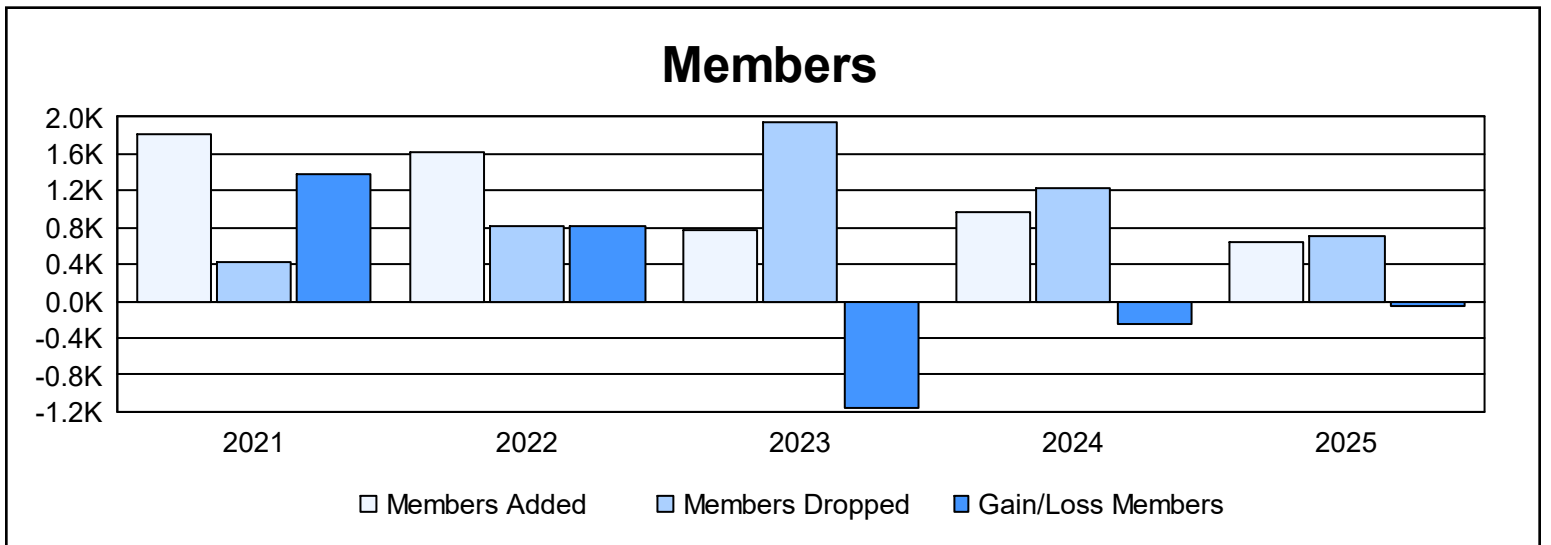
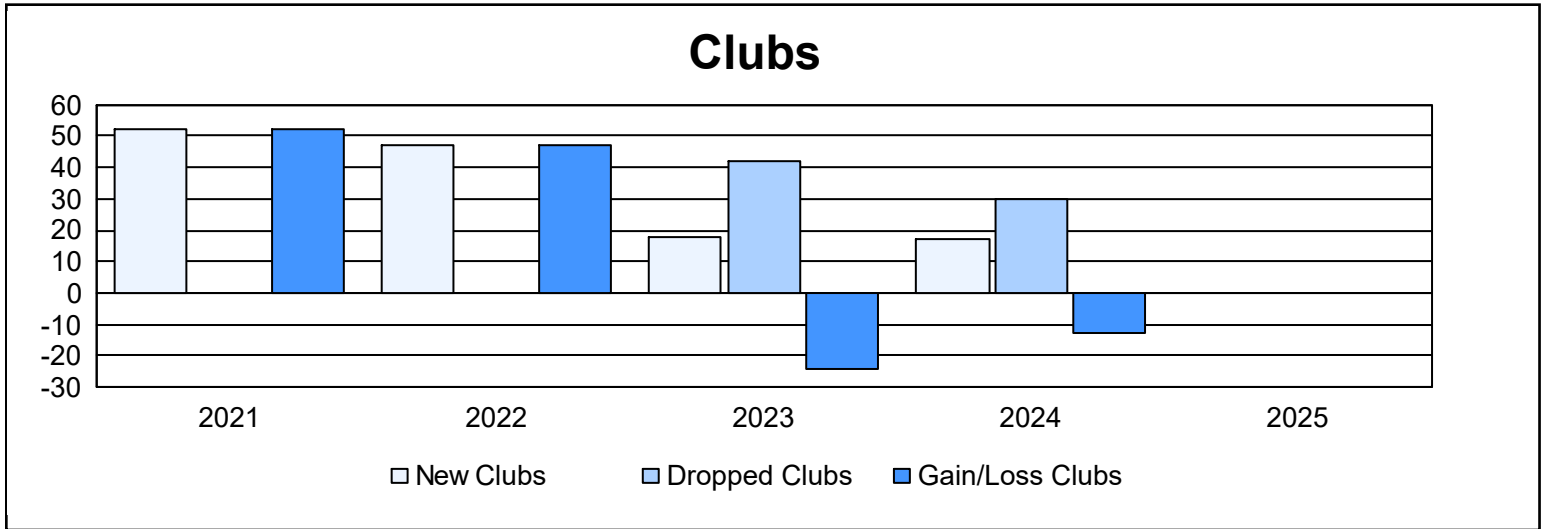
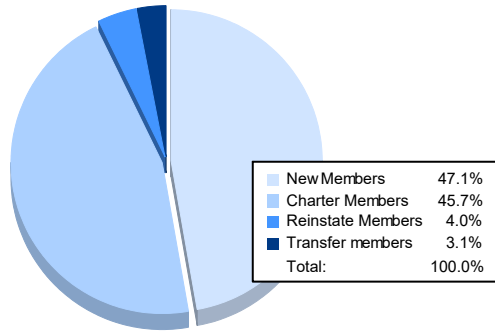


Year	New Clubs	Dropped Clubs	Gain/ Loss Clubs	New Members	Charter Members	Reinstate Members	Transfer Members	Total Member Added	Total Members Dropped	Gain/ Loss Members
2020-2021	52	0	52	509	1,284	9	3	1,805	415	1,390
2021-2022	47	0	47	551	1,057	11	6	1,625	809	816
2022-2023	18	42	-24	312	423	35	1	771	1,934	-1,163
2023-2024	17	30	-13	519	388	46	24	977	1,218	-241
2024-2025				303	294	26	20	643	699	-56
Average	34	18	16	439	689	25	11	1,164	1,015	149



Membership Composition June 2025 Cumulative



Gender Composition June 2025 Cumulative

